

# Designs by Jude Doll Body Reference Chart

The following chart is provided as a reference for the variety of dolls we use to draft our doll clothes sewing patterns. It is organized from smallest to largest. (The dolls are individually measured, there may be some slight variations as they are not manufacturer specs).



**Patsy**

Height: 10"  
Bust: 5 1/2"  
waist: 4 3/4"  
Hips: 6"  
Foot: 1 5/8"



**Tiny Kitty**

Height: 10"  
Bust: 5"  
waist: 3 1/2"  
Hips: 4 7/8"  
Foot: 1"



**Marley**

Height: 12"  
Bust: 5 1/2"  
waist: 4 1/2"  
Hips: 5 1/2"  
Foot: 1 3/8"



**Lucy Pevensie**

Height: 13"  
Bust: 7"  
waist: 6"  
Hips: 7"  
Foot: 2"



**Revlon/Agatha**

Height: 13"  
Bust: 5 1/2"  
waist: 4"  
Hips: 5 5/8"  
Foot: 1 1/4"




**Patience**

Height: 13"  
Bust: 5 1/4"  
waist: 4 1/4"  
Hips: 5 1/4"  
Foot: 1 1/2"



**Flexi-Pose**

Height: 14"  
Bust: 5 3/4"  
waist: 4 7/8"  
Hips: 6 1/4"  
Foot: 1 3/4"



**Maudlynne & Little MissMatched**

Height: 15.25"  
Bust: 5.5"  
waist: 4 3/8"  
Hips: 5 3/4"  
Foot: 2"



**Teen Body**

Height: 15 1/2"  
Bust: 6 5/8"  
waist: 4 3/4"  
Hips: 7 1/4"  
Foot: 1 1/2"



**City Girl**

Height: 15.75"  
Bust: 6 1/8"  
waist: 4"  
Hips: 6 3/8"  
Foot: 1 3/4"




# Designs by Jude Doll Body Reference Chart



**Tyler Body**

Height: 16"  
 Bust: 7 1/4"  
 waist: 4 1/2"  
 Hips: 7"  
 Foot: 1 1/2"




**Chic Body**

Height: 16"  
 Bust: 6 1/2"  
 waist: 4 1/2"  
 Hips: 6 7/8"  
 Foot: 1 3/4"




**Ellowyne**

Height: 16"  
 Bust: 6 3/4"  
 waist: 5"  
 Hips: 7 3/4"  
 Foot: 1 3/4"





**Curvaceous**

Height: 16"  
 Bust: 7 1/2"  
 waist: 4 1/2"  
 Hips: 7"  
 Foot: 1 1/2"



**Deja Vu**

Height: 16"  
 Bust: 6"  
 waist: 4"  
 Hips: 6 1/2"  
 Foot: 1 3/4"



**RTB101 Body**

Height: 16.5"  
 Bust: 7 1/2"  
 waist: 5"  
 Hips: 7 3/8"  
 Foot: 1 15/16"



**Small Bust Tyler**

Height: 16"  
 Bust: 7"  
 waist: 4 1/2"  
 Hips: 7"  
 Foot: 1 1/2"



**Plus Size Emme**

Height: 16"  
 Bust: 8"  
 waist: 5 3/4"  
 Hips: 8 1/2"  
 Foot: 1 1/2"




**Antoinette & Cami**

Height: 16"  
 Bust: 6 1/4"  
 waist: 4 1/2"  
 Hips: 6 7/8"  
 Foot: 1 3/4"




**17" Character**  
 Nancy, Susan, Hermione


Height: 17"  
 Bust: 8"  
 waist: 5 1/2"  
 Hips: 7 1/2"  
 Foot: 2"



# Designs by Jude Doll Body Reference Chart



Vinyl  
Evangeline  
Height: 17"  
Bust: 7"  
Waist: 4  
Hips: 5 5/8  
Foot: 2"




Super Deluxe

Height: 17"  
Bust: 7 7/8"  
waist: 5 1/4"  
Hips: 8 1/2"  
Foot: 1 7/8"



Kitty Collier

Height: 18"  
Bust: 7 1/2"  
waist: 5 3/16"  
Hips: 7 1/2"  
Foot: 2 1/4"



Plastic  
Evangeline

Height: 18"  
Bust: 7 1/2"  
waist: 4 1/2"  
Hips: 7"  
Foot: 2 1/4"



American Model

Height: 22"  
Bust: 10 1/8"  
waist: 6 1/8"  
Hips: 10 18"  
Foot: 2 1/4"

